

CUMBERLAND COUNTY

Total Population: 11,253

- Children under age 5: 712
- Children ages 5 to 9: 806
- Children ages 10 to 14: 886

Cumberland County is a rural area in which agriculture provides the primary source of income. Workers who are not engaged in agriculture are typically self-employed or commute to other areas. Many workers commute several miles in between home, work and a child care program.

The nature of the employment requires many families to work “non-traditional” shifts and hours. Challenges of securing a quality, affordable child care arrangement include: proximity to employer, seasonal work, and rotating shifts and schedules. The lack of child care providers willing to accept families with “non-traditional” schedules often becomes an overwhelming challenge for many families.

Eastern Illinois University, Child Care Resource and Referral (CCR&R) offers financial assistance through the Illinois Department of Human Services to low income families to help lessen the economic burden of child care costs. In addition, CCR&R provides information to families on choosing quality child care and actively recruits child care providers who may help meet the needs of families.

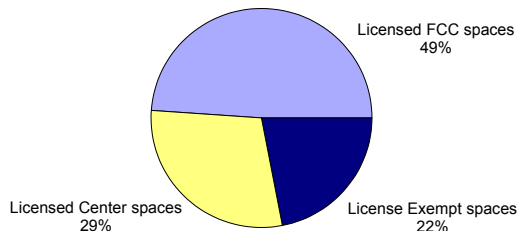
For child care providers, CCR&R offers training and technical assistance. More specifically, CCR&R offers the Quality Counts program. A goal of the Quality Counts program is to encourage and enhance literacy activities in child care programs. The Quality Counts resource delivery program provides rural providers with the opportunity to receive developmentally appropriate materials without the burden of traveling.

Child Care Capacity

There are a total of 36 child care facilities listed with the local CCR&R with a capacity to serve 373 children.

Of those facilities, there are a total of:

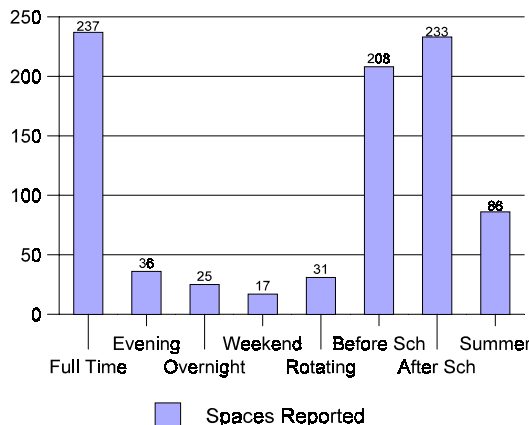
- 25 Licensed Family Child Care (183 spaces)
- 0 Licensed Group Homes (0 spaces)
- 6 Licensed Centers (109 spaces)
- 5 License Exempt Centers & Homes (81 spaces)



Child Care Capacity by Age Group and Schedule

Child care programs listed with the local CCR&R report the potential capacity by age group and schedule, as shown below. The actual enrollment or available spaces may vary.*

Age Group	Spaces Reported
Infants	29
Toddlers	34
2 Years	37
3 & 4 Years	119
5 & Ks	102
School-Age B/A School	58
School-Age Summer Care	40



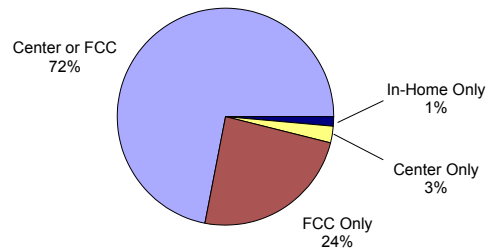
* For more information about these data, please refer to “Understanding The County Data Pages” at the beginning of this section.

Child Care Requests

In Cumberland County, 46 families called the CCR&R to request care for 79 children.

Of those requests:

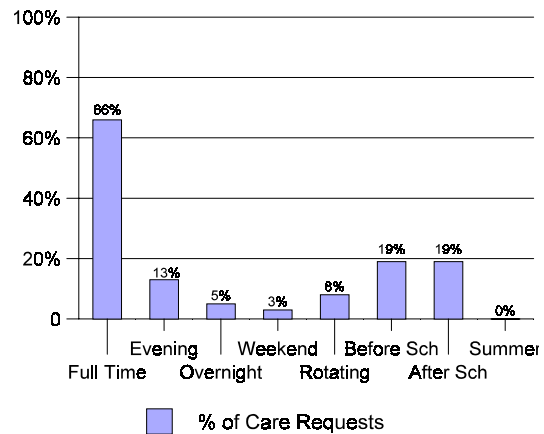
- 57 were for either Center or Family Child Care
- 19 were for Family Child Care Only
- 2 were for Center Only
- 1 were for In-Home Only
- 0 were for Other Types of Care



Requests by Age Group and Schedule

Individuals calling the local CCR&R requested the types of care by the ages and schedules shown below.

Age Group	% Requested
Infants	19%
Toddlers	16%
2 Years	11%
3 & 4 Years	22%
5 & Ks	4%
School-Age	28%

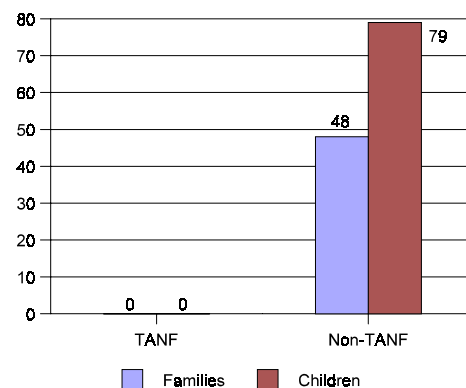


Assistance Paying for Care

The average provider rate for full-time care for an infant in Cumberland County is \$72.29 per week, which is about 7% of the state median weekly family income of \$997.

Assistance in paying for child care is provided through subsidies by DHS. In June 2001, there were a total of 48 families receiving subsidies for 79 children in care. This figure includes both TANF and non-TANF recipients.

Out of the 36 child care facilities in Cumberland County, 26 (72%) report that they accept DHS child care subsidies.



For more information about child care in Cumberland County, contact the Child Care Resource & Referral office: 800-545-7439

Data is from Fiscal Year 2001 (July 1, 2000 through June 30, 2001)