

KANE COUNTY

Total Population: 404,119

- Children under age 5: 35,249
- Children ages 5 to 9: 35,117
- Children ages 10 to 14: 32,490

Kane County includes rural, urban and suburban communities, all experiencing rapid population growth, 23% from 1990 to 2000, with 89% of residents concentrated on the eastern half of the county. In addition, the county's Hispanic population has increased 120% from 1990 to 2000. Wealthy communities suffer from lack of any child care. Middle-income families are challenged with very expensive child care. Low-income parents have little supply of subsidized care, very high housing costs, little transportation and a high need for Spanish services.

Capacity building is a major effort of the CCR&R. There is a particularly large shortage of infant care on the western half of the county, and overall, a lack of before and after school care close to schools. The county is also challenged by the lack of licensed child care providers who speak Spanish. A second trend impacting the supply of care is increasing parent needs for longer hours or flexible hours. A third challenge is to increase acceptance of state subsidized infant care by providers. Centers receive, on the average, 12% less per week for every subsidy they accept, and family child care providers receive 19% less.

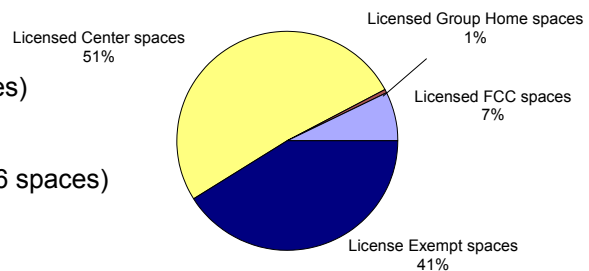
The CCR&R has made gains in many of these areas. Additional resources were made available with a grant from the Grand Victoria Foundation to build capacity, improve quality and increase services to Spanish speaking families in the greater Elgin area. Due to increased state funding, the CCR&R developed incentives for accepting subsidies, resulting in 30 new slots in Kane County. A Hispanic Family Child Care Association was developed to support and train providers in Spanish.

Child Care Capacity

There are a total of 340 child care facilities listed with the local CCR&R with a capacity to serve 13,924 children.

Of those facilities, there are a total of:

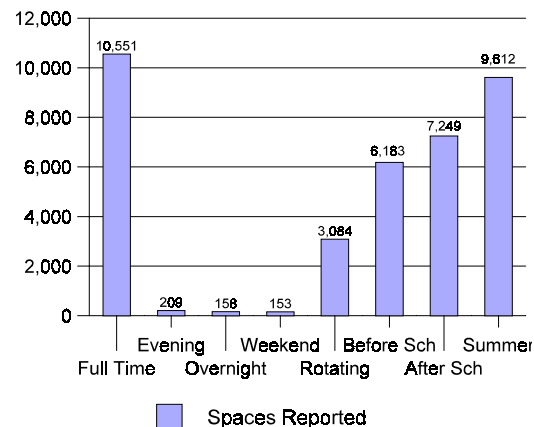
- 135 Licensed Family Child Care (1,031 spaces)
- 6 Licensed Group Homes (89 spaces)
- 87 Licensed Centers (7,108 spaces)
- 112 License Exempt Centers & Homes (5,696 spaces)



Child Care Capacity by Age Group and Schedule

Child care programs listed with the local CCR&R report the potential capacity by age group and schedule, as shown below. The actual enrollment or available spaces may vary.*

Age Group	Spaces Reported
Infants	544
Toddlers	686
2 Years	1,199
3 & 4 Years	3,739
5 & Ks	3,247
School-Age B/A School	2,763
School-Age Summer Care	4,329



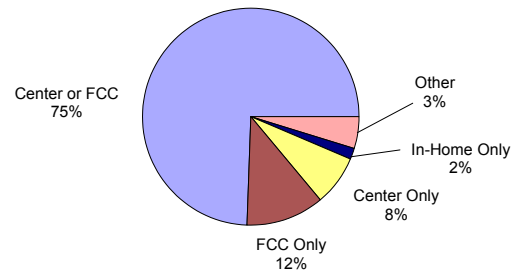
* For more information about these data, please refer to "Understanding The County Data Pages" at the beginning of this section.

Child Care Requests

In Kane County, 1,128 families called the CCR&R to request care for 1,721 children.

Of those requests:

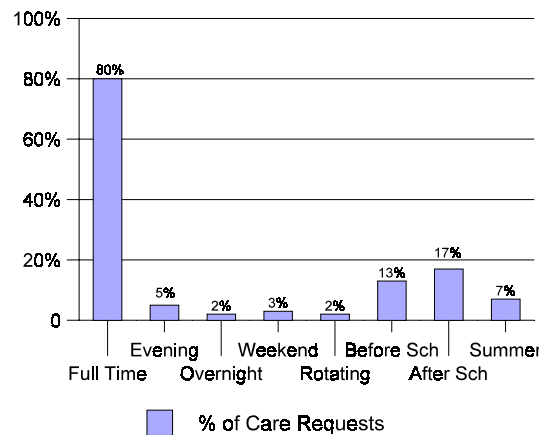
- 1,283 were for either Center or Family Child Care
- 199 were for Family Child Care Only
- 132 were for Center Only
- 27 were for In-Home Only
- 80 were for Other types of care



Requests by Age Group and Schedule

Individuals calling the local CCR&R requested the types of care by the ages and schedules shown below.

Age Group	% Requested
Infants	27%
Toddlers	13%
2 Years	12%
3 & 4 Years	20%
5 & Ks	8%
School-Age	20%

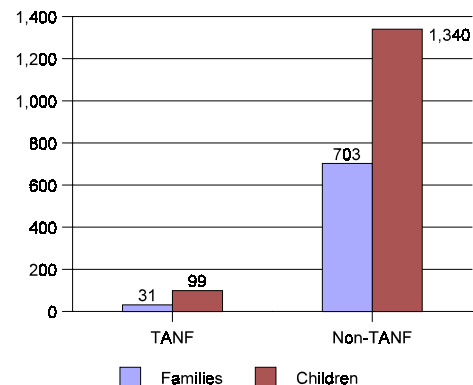


Assistance Paying for Care

The average provider rate for full-time care for an infant in Kane County is \$144.02 per week, which is about 14% of the state median weekly family income of \$997.

Assistance in paying for child care is provided through subsidies by DHS. In June 2001, there were a total of 734 families receiving subsidies for 1,439 children in care. This figure includes both TANF and non-TANF recipients.

Out of the 340 child care facilities in Kane County, 207 (61%) report that they accept DHS child care subsidies.



For more information about child care in Kane County, contact the YWCA Child Care Resource & Referral Office: 630-790-8137

Data is from Fiscal Year 2001 (July 1, 2000 through June 30, 2001)