

# KANKAKEE COUNTY

**Total Population: 103,833**

- Children under age 5: 7,270
- Children ages 5 to 9: 8,101
- Children ages 10 to 14: 7,975

**Kankakee County** has a population that is both rural and urban. It has experienced an 8% population growth the past ten years.

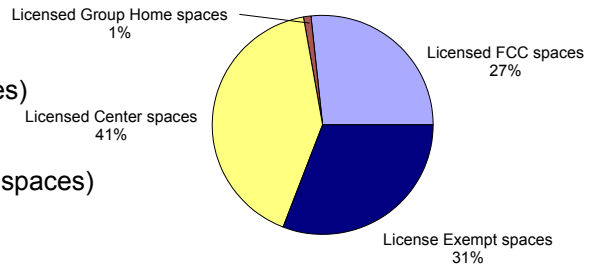
This past year, Child Care Resource and Referral was involved in reuniting a collaboration of early child care and education partners in the county to once again sponsor the Focus Conference, an in-service training opportunity for area providers. Originally in 1993, CCR&R began the collaboration to create and sponsor a yearly early childhood conference to help meet the training needs of providers. After 2 years without the Focus Conference, the collaboration has been meeting again based on requests from providers.

## Child Care Capacity

There are a total of 211 child care facilities listed with the local CCR&R with a capacity to serve 4,617 children.

Of those facilities, there are a total of:

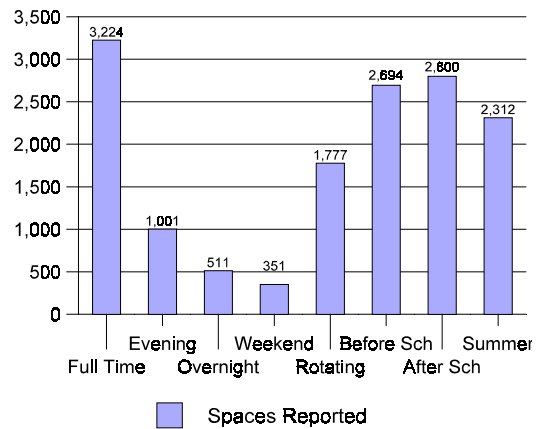
- 152 Licensed Family Child Care (1,237 spaces)
- 4 Licensed Group Homes (49 spaces)
- 31 Licensed Centers (1,910 spaces)
- 24 License Exempt Centers & Homes (1,421 spaces)



## Child Care Capacity by Age Group and Schedule

Child care programs listed with the local CCR&R report the potential capacity by age group and schedule, as shown below. The actual enrollment or available spaces may vary.\*

Age Group	Spaces Reported
Infants	256
Toddlers	291
2 Years	462
3 & 4 Years	1,229
5 & Ks	1,126
School-Age B/A School	722
School-Age Summer Care	357



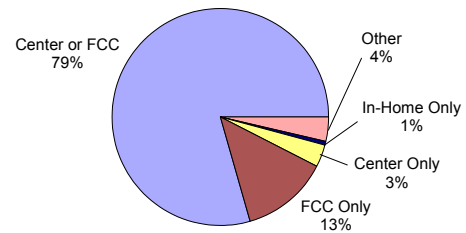
\* For more information about these data, please refer to "Understanding The County Data Pages" at the beginning of this section.

## Child Care Requests

In Kankakee County, 224 families called the CCR&R to request care for 367 children.

Of those requests:

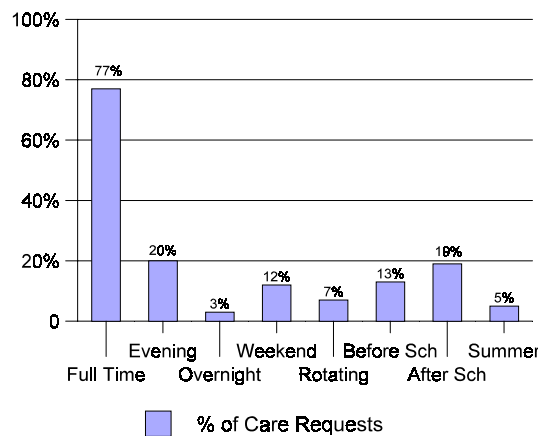
- 292 were for either Center or Family Child Care
- 48 were for Family Child Care Only
- 12 were for Center Only
- 2 were for In-Home Only
- 13 were for Other types of care



### Requests by Age Group and Schedule

Individuals calling the local CCR&R requested the types of care by the ages and schedules shown below.

Age Group	% Requested
Infants	19%
Toddlers	13%
2 Years	12%
3 & 4 Years	23%
5 & Ks	7%
School-Age	26%

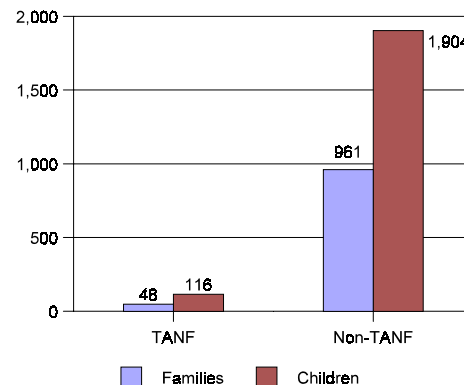


## Assistance Paying for Care

The average provider rate for full-time care for an infant in Kankakee County is \$94.92 per week, which is about 10% of the state median weekly family income of \$997.

Assistance in paying for child care is provided through subsidies by DHS. In June 2001, there were a total of 1,009 families receiving subsidies for 2,020 children in care. This figure includes both TANF and non-TANF recipients.

Out of the 211 child care facilities in Kankakee County, 168 (80%) report that they accept DHS child care subsidies.



For more information about child care in Kankakee County, contact the Child Care Resource & Referral office: 800-552-5526

Data is from Fiscal Year 2001 (July 1, 2000 through June 30, 2001)