

LAKE COUNTY

Total Population: 644,356

-Children under age 5: 52,978
 -Children ages 5 to 9: 55,785
 -Children ages 10 to 14: 51,861

Lake County is an integral part of the dynamic Chicago/Milwaukee metropolitan area, with a population that has increased by 25% in 10 years. The Hispanic population has increased by 140% in the same time period, creating a great need for Hispanic child care services. The top employers in Lake County are Great Lakes Naval Training Station, Abbott Laboratories, Hewitt Associates LLC, Motorola, Kemper Insurance and Baxter Healthcare Corporation.

The YWCA of Lake County Child Care Resource and Referral works diligently to serve the growing Hispanic population, employing bi-lingual staff, offering translated program/educational literature to Spanish-speaking clients and building a base of Spanish-speaking presenters to increase trainings offered in Spanish. On a quarterly basis the CCR&R also invites Hispanic providers to meet with CCR&R staff to discuss new programs and any concerns they might have.

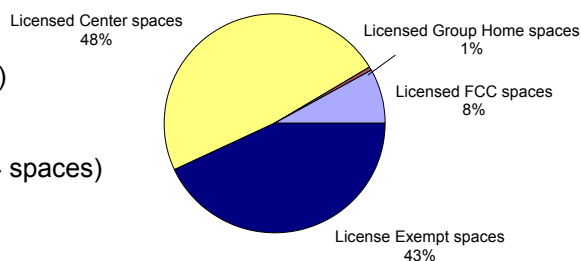
The YWCA of Lake County Child Care Resource and Referral has also entered into a very successful collaboration with Abbott Laboratories to provide progressive quality training for home providers, thus raising standards of quality in their child care business.

Child Care Capacity

There are a total of 592 child care facilities listed with the local CCR&R with a capacity to serve 25,944 children.

Of those facilities, there are a total of:

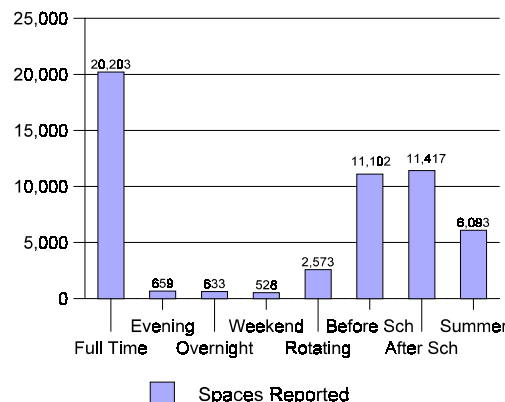
- 282 Licensed Family Child Care (2,152 spaces)
- 8 Licensed Group Homes (117 spaces)
- 161 Licensed Centers (12,541 spaces)
- 141 License Exempt Centers & Homes (11,134 spaces)



Child Care Capacity by Age Group and Schedule

Child care programs listed with the local CCR&R report the potential capacity by age group and schedule, as shown below. The actual enrollment or available spaces may vary.*

Age Group	Spaces Reported
Infants	1,189
Toddlers	1,416
2 Years	2,814
3 & 4 Years	7,240
5 & Ks	5,914
School-Age B/A School	3,067
School-Age Summer Care	2,694



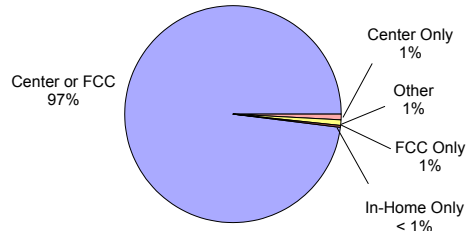
* For more information about these data, please refer to "Understanding The County Data Pages" at the beginning of this section.

Child Care Requests

In Lake County 1,992 families called the CCR&R to request care for 3,134 children.

Of those requests:

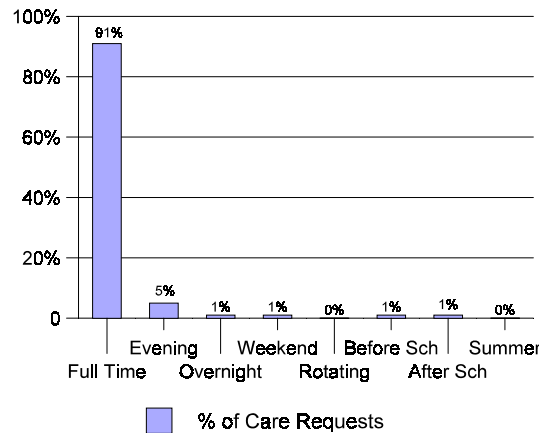
- 3,076 were for either Center or Family Child Care
- 12 were for Family Child Care Only
- 25 were for Center Only
- 2 were for In-Home Only
- 19 were for Other types of care



Requests by Age Group and Schedule

Individuals calling the local CCR&R requested the types of care by the ages and schedules shown below.

Age Group	% Requested
Infants	25%
Toddlers	14%
2 Years	14%
3 & 4 Years	21%
5 & Ks	8%
School-Age	18%

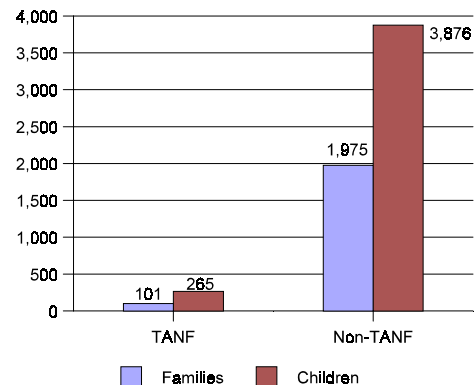


Assistance Paying for Care

The average provider rate for full-time care for an infant in Lake County is \$139.97 per week, which is about 14% of the state median weekly family income of \$997.

Assistance in paying for child care is provided through subsidies by DHS. In June 2001, there were a total of 2,076 families receiving subsidies for 4,141 children in care. This figure includes both TANF and non-TANF recipients.

Out of the 592 child care facilities in Lake County, 388 (66%) report that they accept DHS child care subsidies.



For more information about child care in Lake County, contact the YWCA of Lake County Office: 800-244-5376.

Data is from Fiscal Year 2001 (July 1, 2000 through June 30, 2001)