

# McHENRY COUNTY

**Total Population: 260,077**

-Children under age 5: 21,110  
 -Children ages 5 to 9: 23,044  
 -Children ages 10 to 14: 22,205

**McHenry County** is one of the fastest growing counties in Illinois. It is composed of rural towns and suburban communities. This greatly affects the need for more child care especially in rural towns which suddenly find themselves the fastest growing towns in the area. Infant care, in particular, is in great demand. There are not enough infant spaces available to parents seeking care. Another area of need is for non-traditional hours. No child care centers and very few family home providers offer evening and/or weekend care.

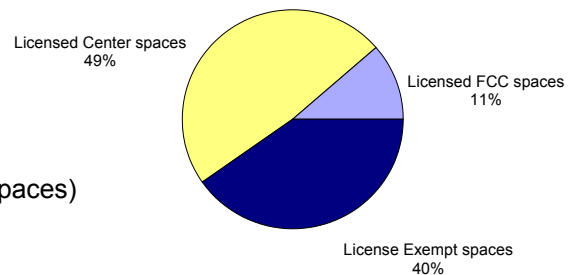
Other areas of concern in McHenry County are staff turnover and/or lack of quality child care practitioners. Quality child care is dependent on consistent child care. The YMCA of McHenry County CCR&R is sponsoring a dinner for providers followed by a short program to help promote various professional development opportunities. Programs such as T.E.A.C.H., Great START, credentialing, and accreditation are discussed. It is our goal to help guide child care providers in McHenry County to increase their professional, thus leading quality, child care businesses.

## Child Care Capacity

There are a total of 371 child care facilities listed with the local CCR&R with a capacity to serve 10,138 children.

Of those facilities, there are a total of:

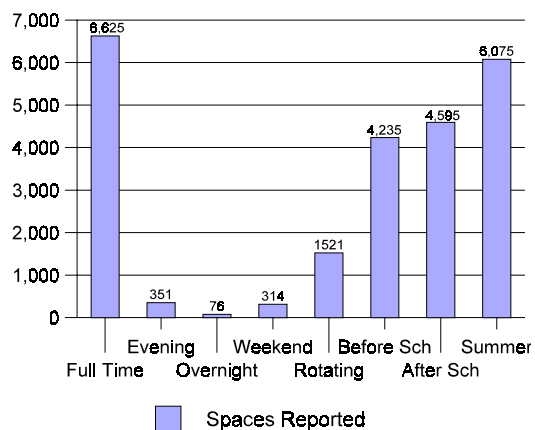
- 159 Licensed Family Child Care (1,159 spaces)
- 0 Licensed Group Homes (0 spaces)
- 71 Licensed Centers (4,910 spaces)
- 141 License Exempt Centers & Homes (4,069 spaces)



## Child Care Capacity by Age Group and Schedule

Child care programs listed with the local CCR&R report the potential capacity by age group and schedule, as shown below. The actual enrollment or available spaces may vary.\*

Age Group	Spaces Reported
Infants	373
Toddlers	447
2 Years	900
3 & 4 Years	3,224
5 & Ks	1,970
School-Age B/A School	1,778
School-Age Summer Care	1,776



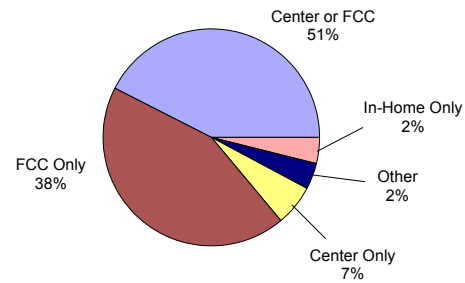
\* For more information about these data, please refer to "Understanding The County Data Pages" at the beginning of this section.

## Child Care Requests

In McHenry County, 985 families called the CCR&R to request care for 1,384 children.

Of those requests:

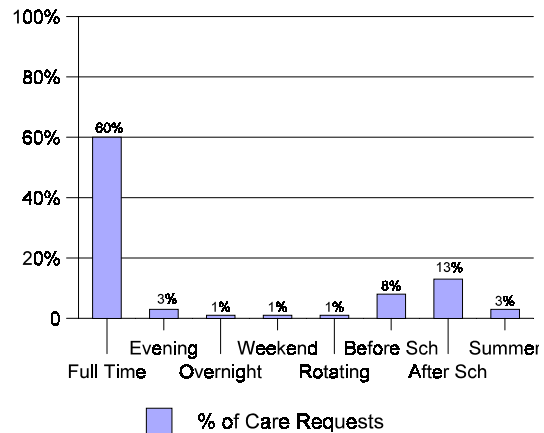
- 708 were for either Center or Family Child Care
- 523 were for Family Child Care Only
- 100 were for Center Only
- 34 were for In-Home Only
- 19 were for Other types of care



### Requests by Age Group and Schedule

Individuals calling the local CCR&R requested the types of care by the ages and schedules shown below.

Age Group	% Requested
Infants	25%
Toddlers	16%
2 Years	13%
3 & 4 Years	18%
5 & Ks	8%
School-Age	20%

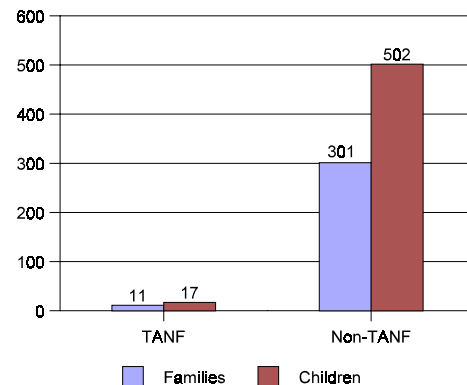


## Assistance Paying for Care

The average provider rate for full-time care for an infant in McHenry County is \$145.22 per week, which is about 15% of the state median weekly family income of \$997.

Assistance in paying for child care is provided through subsidies by DHS. In June 2001, there were a total of 312 families receiving subsidies for 519 children in care. This figure includes both TANF and non-TANF recipients.

Out of the 371 child care facilities in McHenry County, 176 (47%) report that they accept DHS child care subsidies.



For more information about child care in McHenry County, contact the YMCA of McHenry County Office:  
815-943-8163

Data is from Fiscal Year 2001  
(July 1, 2000 through June 30, 2001)