

# MONTGOMERY COUNTY

**Total Population: 30,652**

- Children under age 5: 1,763
- Children ages 5 to 9: 1,999
- Children ages 10 to 14: 2,146

**Montgomery County** is a rural, largely agricultural county. Presently the county has one large employer, the Super Wal-Mart, where child care for the 2nd and 3rd shifts is needed. The CCR&R staff have visited licensed and license-exempt providers to provide them with information regarding accreditation and licensing (for license-exempt.)

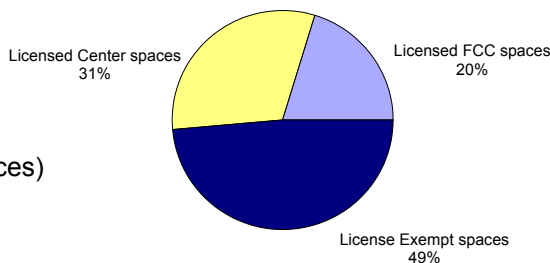
The CCR&R agency has been involved in community activities such as county fairs, health fairs, interagency meetings and parades and works to help families become self-sufficient by helping them pay for child care. Also, the CCR&R is present to serve its providers by providing training, lending library resources, scholarship programs, nurse consultations, etc. in order to help support them and their business.

## Child Care Capacity

There are a total of 42 child care facilities listed with the local CCR&R with a capacity to serve 962 children.

Of those facilities, there are a total of:

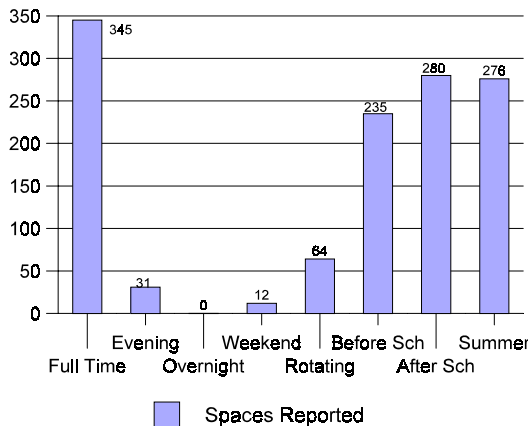
- 23 Licensed Family Child Care (196 spaces)
- 0 Licensed Group Homes (0 spaces)
- 10 Licensed Centers (299 spaces)
- 9 License Exempt Centers & Homes (467 spaces)



## Child Care Capacity by Age Group and Schedule

Child care programs listed with the local CCR&R report the potential capacity by age group and schedule, as shown below. The actual enrollment or available spaces may vary.\*

Age Group	Spaces Reported
Infants	33
Toddlers	36
2 Years	54
3 & 4 Years	530
5 & Ks	162
School-Age B/A School	133
School-Age Summer Care	59



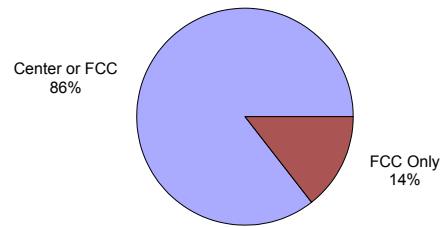
\* For more information about these data, please refer to "Understanding The County Data Pages" at the beginning of this section.

## Child Care Requests

In Montgomery County, 54 families called the CCR&R to request care for 84 children.

Of those requests:

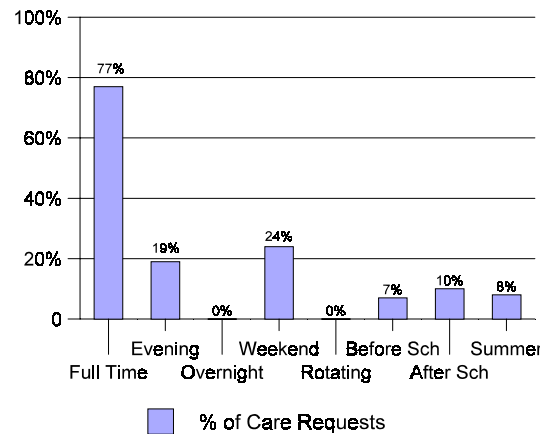
- 72 were for either Center or Family Child Care
- 12 were for Family Child Care Only
- 0 were for Center Only
- 0 were for In-Home Only
- 0 were for Other Types of Care



### Requests by Age Group and Schedule

Individuals calling the local CCR&R requested the types of care by the ages and schedules shown below.

Age Group	% Requested
Infants	27%
Toddlers	13%
2 Years	11%
3 & 4 Years	23%
5 & Ks	7%
School-Age	19%

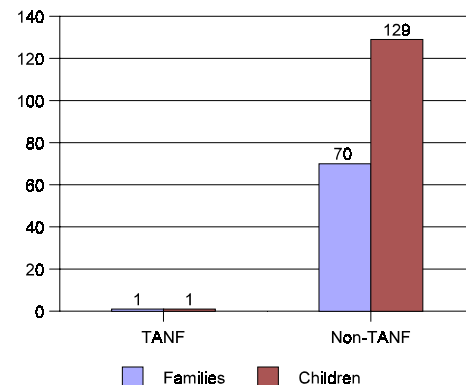


## Assistance Paying for Care

The average provider rate for full-time care for an infant in Montgomery County is \$79.00 per week, which is about 8% of the state median weekly family income of \$997.

Assistance in paying for child care is provided through subsidies by DHS. In June 2001, there were a total of 71 families receiving subsidies for 130 children in care. This figure includes both TANF and non-TANF recipients.

Out of the 42 child care facilities in Montgomery County, 22 (52%) report that they accept DHS child care subsidies.



For more information about child care in Montgomery County, contact the Community Child Care Connection office:  
800-676-2805

Data is from Fiscal Year 2001  
(July 1, 2000 through June 30, 2001)